







Inclusion Ireland Easy to Read

How to Wash your Hands

 A woman in a dark jacket and patterned top stands at a white pedestal sink. A blue soap dispenser is mounted on the wall above the sink, and a blue trash bin is on the floor to the left.	<p>Step 1. Wet your hands and apply Soap.</p>
 A close-up of hands being washed under a silver faucet. The hands are covered in white soap foam.	<p>Step 2. Rub your hands together until the Soap becomes foam.</p>
 Two hands are held up, palms facing each other, showing the spaces between fingers and thumbs.	<p>Step 3. Clean between your fingers, thumbs and nails.</p>
 A green soap dispenser is shown next to a hand being washed. A circular timer in the background shows "20 Seconds".	<p>Step 4. Wash hands for at least 20 seconds.</p>
 A silver faucet with three red water droplets falling from it, representing rinsing.	<p>Step 5. Rinse hands with warm water.</p>
 A grey paper towel dispenser with a white icon of two hands and a blue paper towel being pulled out.	<p>Step 6. Dry hands with a clean paper towel.</p>